


SUNFLEX UK 

Ultra-slim sliding doors



EST 1989


Sapphire
Windows & Doors



SUNFLEX UK 

MARKET LEADING INNOVATION. MADE IN BRITAIN.

For more than 20 years SUNFLEX UK has manufactured some of the most advanced sliding door systems available. Today our highly engineered aluminium systems combine cutting edge design and ultra-slim frames, maximising the amount of glass so you can break down the boundaries between inside and out.

Every sliding door is custom made in-house by our experienced fabricators to your exact requirements, ensuring the highest standards of quality and performance.



KEY FEATURE **1**


FLUSH
STACKING



MAXIMISE THE CONNECTION BETWEEN INSIDE AND OUT

The SUNFLEX UK range of SVG aluminium sliding doors can be designed with an innovative flush stacking detail, where all the panels slide neatly behind the next to create a contemporary appearance when the doors are opened.

Not only does this create aesthetic appeal, it also maximises the space that is provided when the doors are slid back – perfect for breaking down the boundaries between your home and garden.



Watch how
flush stacking
doors work ►



KEY FEATURE **2**

SLIM
FROM ANY ANGLE



MAKE THE MOST OF YOUR VIEW

Designed without the need of external reinforcing profile or a chunky frame that extends away from the glass, our SVG aluminium sliding doors look slim from any angle – not just when viewed from straight-on – allowing you to make the most of your views out, wherever you are looking at them from.

Whether you opt for the SVG20 (20mm profile width) or SVG30 (30mm profile width), the panels offer the same slender 59mm frame depths for a stylish, contemporary look.



See how slim
our doors are
at any angle ►



KEY FEATURE **3**

PEACE OF MIND



We understand that making decisions on which sliding door system to choose for your home can be a challenge, especially when the products themselves may (at first glance) look somewhat similar.

For more than 20 years SUNFLEX UK has designed and manufactured some of the most advanced aluminium doors systems on the market and we work closely with a hand-selected network of distributors across the UK to ensure the best possible service and complete peace of mind.



Our sliding doors don't just look good, they are engineered to operate effortlessly time-after-time, year-after-year in even the most demanding of locations.

From picturesque coastal settings to exposed rural spots, our doors can withstand the British climate all year round and this performance is backed up by independent testing standards for air permeability, water tightness and wind loading.



KEY FEATURE **4**



KEY FEATURE **5**

ATTENTION TO DETAIL



IT'S ALL THE LITTLE DETAILS THAT MAKE THE DIFFERENCE

SUNFLEX UK sliding doors are designed with attention to detail that make all the difference to your finished home. From 4-panel systems where 3 panels slide to one end, to colour-matched tread plates that cover unused elements of track to provide a seamless transition between inside and out and even the stainless steel running gear that ensures even the largest doors are easy to operate, our sliding doors set the standard for quality.

For more than 20 years our in-house research and development team have constantly developed and updated our doors and it's the little things that go a long way to creating the perfect sliding door system.



KEY FEATURE **6**

YOUR DOORS
YOUR WAY



CUSTOMISE YOUR DOORS FOR YOUR HOME

We understand that every home is different which is why our SVG sliding doors are bespoke made to meet your requirements.

Customising your doors allows you to choose from the widest range of configuration options of any sliding door system on the market (from a single panel pocket door all the way up to an 8-panel, centre-opening set); add fixed frames alongside or above the doors, select from more than 200 RAL colours, or finish your doors off with a range of stylish handle designs – your doors, your way.



SVG20 SLIDING DOORS

Ultra-slim 20mm
aluminium sliding doors



Designed with incredibly narrow 20mm sightlines, the SUNFLEX UK SVG20 is capable of creating an almost seamless wall of glass, ideal for breaking down the boundaries between inside and out, whilst filling the rooms full of light.

Thanks to its advanced design the SVG20 features slender frame depths without the need of external reinforcing, allowing the doors to appear slim whichever angle they are viewed from and provide the ultimate in contemporary appearance.

The SVG20 can be custom made in an almost unlimited range of configurations to fit openings from just 1.8m up to 24m wide. The advanced design and attention to detail extend to the operation of the doors as well, with the doors providing effortless operation even at the maximum panel width of 3m wide.




See how the
SUNFLEX SVG20
operates ►



KEY FEATURES

- **Stunning appearance**
Incredibly narrow 20mm intermediate frames between glass provide maximise light and provide a stylish appearance.
- **Wide glazed panels**
Versatile panel widths from 800mm to 3 metres wide and up to 3.0m high (panel width dependent)
- **Quality assured**
20+ years of sliding door experience.
- **Effortless operation**
Advanced engineered running gear provides effortless operation.
- **Secured by Design™**
PAS 24: 2016 and Secured by Design™ security accreditations.
- **Flush stacking**
Allowing each panel to stack neatly behind the neighbouring frame.
- **Customise your doors**
Available in more than 200 RAL colours and textured finishes, ensuring the doors perfectly complement your home.
- **Advanced thermal efficiency**
with U-values from just 1.2W/m²K.
- **Severe weather rated**
Independently weather tested to severe weather rating – Class 7a (300Pa) water tightness, Class 3 (600Pa) air permeability, Wind class AE (1,700Pa) wind loading.
- **A choice of handles**
Choose from stainless steel or standard colour feature handles or colour matched D-shaped or recessed handles.
- **Advanced security**
Excellent security with five-point mushroom headed cam bolts and claw lock.
- **Flush floor detail**
Our sliding doors can be provided with a flush floor detail – allowing you to bring the internal and external floor finishes right up to the track to create a seamless transition between inside and out.
- **Wide range of configurations**
Available in the widest range of configurations of any sliding door system – including huge sets of doors up to 24m wide. The design options include moveable corner posts and extended tracks that allow the doors to slide into a pocket behind the external wall.





CASE STUDY

Stylish selfbuild family home with large sliding doors

This stylish 6-bedroom project is the end result of more than a decade of planning and painstaking attention to detail from the owners, whose dream was to turn a modest 1950s detached house into a much larger family home that was bright, open and welcoming.

Watch the full film
for this and other
projects ▶



Location: Hertfordshire

Product/s: SUNFLEX UK SVG20 sliding doors – One 3-panel set of doors in RAL7016 Anthracite Grey matt finish



The owners dream was to design and build a family home that was not only contemporary in design and filled with natural light, but also was designed to respect the character of neighbouring houses on the road.

"We bought the ugliest house on a road that we knew very well and almost from day one started dreaming about what we could do with the plot. It was our home and we loved it, but we always knew the time would come when we would knock it down and really make the most of the site."

The core brief for the architects was to double the usable floor space of the existing house and to make better use of the sloping site and to fill the house with as much natural light as possible.

The resulting design was carefully honed using 3D modelling and is based around a central core that runs through the heart of the house. To draw as much daylight as possible through the rooms a large light well was positioned on the centre axis which helps create bright, open plan spaces throughout the home.

"One of our first requests to the architect was that we wanted a large open-plan living space across the back of the house, this is a multi-generational family and it is important that we have somewhere where we can all be together. We also wanted to the space to open up and connect the house and the garden so that we could extend the living space outdoors when the weather was nice."

Having achieved planning approval with just limited conditions the owners set about finalising the specification of the house, including deciding on the glazed doors that were required for the rear elevation.

“Our architects advised us to speak to a SUNFLEX UK distributor and when we did we were hugely impressed by the showroom and fell in love with the SUNFLEX UK SVG20 sliding doors”



"Our architects advised us to speak to a SUNFLEX UK distributor and when we did we were hugely impressed by the showroom and fell in love with the SVG20 sliding doors. We'd been considering bifold doors because we've got friends who have them, but realised quickly that the large panes of glass and really narrow frames were perfect for what we wanted to achieve. We spent time visiting other suppliers and their showrooms but kept coming back to the SVG20 doors. The distributor really understood what we wanted and the doors were by far and away the best.

We knew we would pay a little bit more but the quality and feel was obvious and knowing that they would be fitted by specialists made the decision really easy."

The house features a large 7.8m wide, 3-panel set of our SVG20 sliding doors in anthracite grey, designed so that all three panels slide to allow access to the garden from both ends of the open-plan space. The doors are fitted with a rectangular stainless steel feature handle, with the internal tiled flooring of the house finished flush to the track to create a stunning appearance. ■



SVG30 SLIDING DOORS

Hugely popular 30mm
aluminium sliding door



With its slender 30mm sightlines, large glass panels and advanced performance, the SVG30 has quickly become the best-selling SUNFLEX UK sliding door system.

Whichever angle you view the doors from the SVG30 offers slim sightlines, maximising the views out whilst connecting your home and garden. The versatile design allows for large panes of glass that help draw light into the home, whilst maintaining the ease of use, advanced security and superior quality that all SUNFLEX UK products are renowned for.

With individual panel widths of up to 3m wide and available in a range of configurations from a single panel door sliding on an extended track into a pocket all the way up to an overall system width of 24m, each set of doors is manufactured to your exact specifications including the choice of tracks, handle options and more than 200 colours and finishes.





See how the
SUNFLEX SVG30
operates ▶



KEY FEATURES

- **Stunning appearance**
Incredibly slim frame of just 30mm with no requirements for external reinforcing profile, reducing the sightlines when viewed from any angle.
- **Versatile panel widths**
Versatile panel widths from 800mm to 3 metres wide and up to 3.0m high (depending on panel width).
- **Quality assured**
20+ years of sliding door experience.
- **Effortless operation**
Provides a stunning appearance and effortlessly smooth running.
- **Secured by Design™**
PAS 24: 2016 and Secured by Design™ security accreditations.
- **Flush stacking**
Allowing each panel to stack neatly behind the neighbouring frame.
- **Customise your doors**
Available in more than 200 RAL colours and textured finishes, ensuring the doors perfectly complement your home.
- **Advanced thermal efficiency**
with U-values from just 1.2W/m²K.
- **Advanced security**
Excellent security with five-point mushroom headed cam bolts and claw lock.
- **A choice of handles**
Choose from stainless steel or standard colour feature handles or colour matched D-shaped or recessed handles.
- **Severe weather rated**
Independently weather tested to severe weather rating – Class 7a (300Pa) water tightness, Class 3 (600Pa) air permeability, Wind class AE (1,700Pa) wind loading.
- **Flush floor detail**
Our sliding doors can be provided with a flush floor detail – allowing you to bring the internal and external floor finishes right up to the track to create a seamless transition between inside and out.
- **Wide range of configurations**
Available in the widest range of configurations of any sliding door system – including huge sets of doors up to 24m wide. The design options include moveable corner posts and extended tracks that allow the doors to slide into a pocket behind the external wall.





SVG30
sliding doors

CASE STUDY

Amazing bungalow conversion On the River Thames

Enjoying unspoilt views over the river, the red-brick bungalow that occupied the site failed to make the most of the incredible location so the owners completely remodelled the structure, creating a stylish three-storey home with five large sets of SVG30 sliding doors to better connect the house to its surroundings.



BEFORE



Watch the full film
for this and other
projects ►



Location: Surrey

Product/s: Five sets of SUNFLEX UK SVG30 sliding doors, glass curtain walling, SEF aluminium windows and glazed doors

After nearly twenty years of living in the property on the river in Thames Ditton, the owners were seeking a way of expanding their living space as their children grew up. They had extended the kitchen and added a conservatory already so the initial plan for the extension was to convert the loft to add the extra bedrooms they needed.

When the plans were drawn up for the loft conversion they failed to gain planning permission, so the couple approached Concept | Eight Architects to review the drawings. With the bungalow being the last remaining single storey property on the riverbank the revised plan, with the backing of the planning authorities, was to build upwards to add additional storeys to the house.

With so much renovation and remodelling to be done on the structure the family took the ingenious step of decamping to a canal boat moored on the river at the foot of the garden for nearly 18 months which put them in the perfect spot to watch the build develop and that connection with the river was replicated in the design for the house.

The vision for the project was to create views of the river from the moment you stepped through the front door of the house. Gone were small, box shaped rooms and in their place large open plan living spaces were created. At the front of the property the dramatic triple height hallway is flooded full of natural light by glass curtain walling.

The hallway opens up the landings and stairway on all three floors whilst also connecting through to the main reception rooms at the back of the house through Art Deco style glazed doors that draw light deeper into the home.



“...being able to open up the sliding doors and step out on to the decking creates the connection with the river that we were so desperate to make the most of”



Across the back of the house five 3-panel sets of SUNFLEX UK SVG30 sliding doors (2 upstairs, 3 downstairs) create a seamless connection between inside and out when opened, yet when closed the slender 30mm frames create almost uninterrupted views over the garden and towards the river.

The frames of the doors, windows and curtain walling are finished in RAL 9011 Graphite Black, matching the black timber cladding on the first floor and providing a contrast to the crisp white render on the ground floor.

“We’d had timber bifold doors on the kitchen extension in the bungalow but we were clear from the start that we wanted sliding doors this time, given the amount of glass there is on the back of the house. From the moment you

step through the front door the view over the river just pulls you through the house and being able to open up the sliding doors and step out on to the decking creates the connection with the river that we were so desperate to make the most of.

The finished renovation proved popular not only with the owners, it also appeared in magazines, architects titles and even on television – as well as being shortlisted for the Daily Telegraph Homebuilding & Renovating ‘Home of the Year’ award. ■



POCKET SLIDING DOORS

Add a real wow-factor
with doors that slide
into a pocket



Pocket sliding doors are the latest innovation in sliding door technology. Whereas a sliding door within a standard configuration would see panels slide behind a fixed frame that sits within the opening, with a pocket sliding door you are able to slide all of the panels on an extended track on the inside of the wall.

By doing this it is possible to create a completely unobstructed aperture that seamlessly connects your home and garden when the doors are fully opened, yet with large glass panels and slim aluminium frames that are perfect for letting in light when closed.

Our pocket sliding doors are available utilising the panels of either of our sliding door systems, the SVG20 with ultra-slim 20mm sightlines or the SVG30 with incredibly narrow 30mm intermediate frames. With a completely flush track achievable and super-smooth operation as standard our exclusive pocket sliding doors are perfectly suited for new-build or extension projects and create a real design feature and 'wow' factor for any home.




See how pocket
sliding doors
operate ►



KEY FEATURES

- **A choice of systems**
Available utilising the panels of either our SVG20 or SVG30 systems.
- **Wow-factor design**
Creates a real 'wow' factor for projects, seamlessly connecting the house and garden when doors are opened.
- **Slide into a pocket**
The doors are designed to slide into a pocket on the inside of the external wall where the panels are completely hidden when open.
- **The widest choice of configurations**
From a single panel door that is 800mm across up to an 18m wide, centre opening set where the doors slide from the middle into a panel at each end, our pocket sliding doors offer the widest choice of design options.
- **Large panel sizes**
Panel widths up to 3 metres wide and up to 3.0m high, depending on width.
- **Quality assured**
20+ years of designing and installing pocket sliding doors.
- **Advanced weather protection**
Our pocket sliding doors offer the same advanced weather protection as our standard systems - Class 7a (300Pa) water tightness, Class 3 (600Pa) air permeability, Wind class AE (1,700Pa) wind loading.
- **Secured by Design™**
PAS 24: 2016 and Secured by Design™ security accreditations.
- **Advanced thermal efficiency**
with U-values from just 1.2W/m²K.
- **Flush floor detail**
Our sliding doors can be provided with a flush floor detail - allowing you to bring the internal and external floor finishes right up to the track to create a seamless transition between inside and out.
- **Effortless operation**
Advanced engineering provides a stunning appearance and effortlessly smooth running.
- **Customise your doors**
Available in more than 200 RAL colours and textured finishes, ensuring the doors perfectly complement your home.



OPEN CORNER SLIDING DOORS

Create floating corners
with our sliding doors



Created with an integrated corner post, our floating corner sliding doors can be slid back to create a completely open corner that allows your home to connect with your garden to create the appearance of a room that never ends.

Over the last 10 years SUNFLEX UK has perfected the design of open corner sliding doors and they can be design utilising either the SVG20 or SVG30 ultra-slim systems to create stunning panoramic views and add a real wow-factor to any project.

Our open corner sliding doors feature the same effortless usability and attention to detail as our standard configuration doors, ensuring those who choose our doors don't just get a system that looks incredible, but also one that performs perfectly time after time, year after year.




See how
corner doors
operate ►



KEY FEATURES

- **Internal or external corners**
We can design open corner sliding doors to open at 90-degree or even 270-degree corners, making them suitable for any design requirement.
- **Incorporate a pocket**
For a real design statement we can even incorporate open corner sliding doors where the panels slide into a pocket in the wall – creating a truly panoramic views out.
- **A choice of systems**
Both our SVG20 or SVG30 systems can be designed to incorporate a moveable corner post to create the floating corner look.
- **Your doors, your way**
We can design your doors with anywhere from 1 to 4 panels either side of the open corner and they don't have to be symmetrical - so one elevation can be longer than the other if required.
- **Quality assured**
20+ years of designing and installing open corner doors, including both bifold and sliding door systems.
- **Advanced weather protection**
Our SVG20 and SVG30 open corner sliding doors offer the same advanced weather protection as standard configuration doors - Class 7a (300Pa) water tightness, Class 3 (600Pa) air permeability, Wind class AE (1,700Pa) wind loading.
- **Secured by Design™**
Thanks to our integrated locking bars on the moveable corner post our open corner doors comply with both PAS 24: 2016 and Secured by Design™ security accreditations.
- **Advanced thermal efficiency**
with U-values from just 1.2W/m²K.
- **Flush floor detail**
Our sliding doors can be provided with a flush floor detail – allowing you to bring the internal and external floor finishes right up to the track to create a seamless transition between inside and out.
- **Customise your doors**
Available in more than 200 RAL colours and textured finishes, ensuring the doors perfectly complement your home.



HERITAGE SLIDING DOORS

Art Deco inspired
aluminium glass
sliding doors




Our exclusive range of Art Deco-inspired heritage sliding doors with narrow mid-rails combines period style with contemporary performance and is a stylish on-trend solution for those renovating traditional properties or seeking to add character to new-build extensions or homes.

Utilising either of our SVG20 or SVG30 door systems, our heritage sliding doors are ideal for creating larger openings and can be designed with up to eight panels for larger openings as well as incorporating open corners or panels that slide into a recess in the wall.

Each door is made to order from thermally broken aluminium frames to meet the efficiency requirements of Building Regulations, whilst also benefitting from advanced security, an almost infinite range of configurations including pocket and open corner designs.

KEY FEATURES

- **Art Deco style**
Choose from the SVG20 or SVG30 sliding doors and add horizontal glazing bars to give the much sought-after Art Deco style.
- **Steel-look glazed screens**
Matches the appearance of traditional steel framed glazed screens whilst offering contemporary security, operating, weather and thermal performance standards.
- **Quality assured**
Designed and manufactured with more than 20 years of sliding door experience.
- **Advanced thermal efficiency**
with U-values from just 1.2W/m²K.
- **Secured by Design™**
PAS 24: 2016 and Secured by Design™ security accreditations.
- **Advanced weather protection**
Our heritage sliding doors offers the same advanced weather protection as our standard systems - Class 7a (300Pa) water tightness, Class 3 (600Pa) air permeability, Wind class AE (1,700Pa) wind loading.
- **Effortless operation**
Advanced engineering provides a stunning appearance and effortlessly smooth running.
- **Customise your doors**
Whilst most Art Deco style door systems are manufactured in black, you can customise your doors in one of 200 RAL colours and textured finishes, ensuring the doors perfectly complement your home.
- **Advanced security**
Excellent security with five-point mushroom headed cam bolts and claw lock.
- **Flush floor detail**
Our sliding doors can be provided with a flush floor detail – allowing you to bring the internal and external floor finishes right up to the track to create a seamless transition between inside and out.
- **A choice of handles**
Choose from stainless steel or powder coated feature handles or colour matched D handles.



HANDLES

Personalise your doors with a choice of stylish handle designs and finishes



Round feature handle

A design classic thanks to its slender appearance. Available as a straight or offset design and in stainless steel or a powder coated finish to match the frame of the doors.



Rectangular feature handle

A square edged alternative to the round handle. Available as a straight or offset design and in stainless steel or a powder coated finish to match the frame of the doors.



D-handle

A compact design with the lock operation incorporated into the handle itself. Available colour-matched to the finish of the doors as standard.



Recessed handle

A grab handle recessed into the frame of the panel and used to initially open or close the doors. Available colour-matched to the finish of the doors as standard.

Colour options

We hold three of our most popular colours in stock to provide the quickest lead-times and most cost-effective option. If you want to truly personalise your sliding doors, you can choose from more than 200 RAL colours in a range of finishes.

SVG20 and SVG30 – Standard colours



Anthracite Grey (RAL 7016) matt finish



Charcoal Grey (DB703) metallic finish



Jet Black (RAL 9005) matt finish


SVG20 and SVG30 – Popular bespoke colours



Slate Grey (RAL 7015) matt finish



Grey Aluminium (RAL 9007) semi-gloss finish



Traffic White (RAL 9016) matt finish



Graphite Black (RAL 9011) matt finish



Sage Green (RAL 6021) matt finish



Pearl Mouse Grey (RAL 7048) matt finish

COLOURS





The **SUNFLEX** difference

✓ Premium Quality

We are proud that SUNFLEX UK doors are renowned for their attention to detail and advanced engineering. We believe they are unrivalled in their quality, combining stunning appearance with tried and tested performance.

✓ Own Factory

Nobody else makes doors for us. Every door and window we supply is fabricated by our own expert teams in our own factory, either in Germany or in Norfolk. It is the only way we can guarantee the quality and attention to detail that our products are renowned for.

► Our distributors

We work with a hand-selected network of distributors who cover the length and breadth of the UK. Some of these distributors have been part of the SUNFLEX family for more than 20 years and they are ideally placed to offer advice and support to help you find the perfect solution for your home.

SUNFLEX UK 

20+ years


Further
Information



Technical
Documents



Completed
Case Studies



System
Videos

SUNFLEX UK 

Bifold doors

Sliding doors

Heritage doors

Aluminium windows

Glass roofs

Front doors

Internal glass partitions

Commercial doors

EST 1989

Sapphire
Windows & Doors

Wind Street, Ammanford, Carmarthenshire SA18 3DT

01269 596480 | info@sapphirewindows.info | sapphirewindows.info